

# 深圳市华微讯半导体有限公司

## 承 认 书

### SPECIFICATION FOR APPROVAL

|                               |           |
|-------------------------------|-----------|
| 客户名称<br>Customer name         |           |
| 客户料号<br>Customer material No. |           |
| 产品名称<br>Product name          | PTC自恢复保险丝 |
| 产品型号/规格<br>specification      |           |
| 送样日期<br>Deliver date          |           |

#### 本司确认 (HWX APPROVAL)

| 检验<br>Inspection | 校对<br>Proofreading | 批准<br>Approval | 签章<br>Signature |
|------------------|--------------------|----------------|-----------------|
| 张淑敏              | 张伟杰                |                |                 |

#### 客户确认 (CUSTOMER APPROVAL)

| 检验<br>Inspection | 校对<br>Proofreading | 批准<br>Approval | 签章<br>Signature |
|------------------|--------------------|----------------|-----------------|
|                  |                    |                |                 |

确认结果Verify the results:

合格Qualified

不合格Unqualified

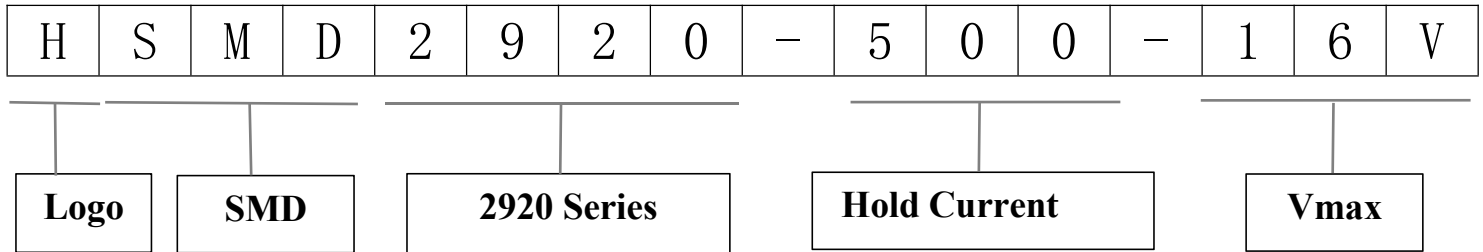
其他Other

地址：深圳市龙华区福城街道丹湖社区人民路231号楼房一301

TEL: 0755-2801 1775

网址: [www.hwxfuse.com](http://www.hwxfuse.com)

**1、Description**



**Solderability:**

Meets EIA specification RS186-9E and ANSI/J-STD-002 Category 3



| A    |      | B    |      | C    |      | D    |      | E    | Marking |
|------|------|------|------|------|------|------|------|------|---------|
| MIN  | MAX  | MIN  | MAX  | MIN  | MAX  | MIN  | MAX  | MIN  |         |
| 6.73 | 7.98 | 4.80 | 5.44 | 0.45 | 1.60 | 0.30 | 2.50 | 0.25 | D500    |

**2、Electrical performance**

| Part Number  | Vmax | I <sub>max</sub> | I <sub>hold</sub> | I <sub>trip</sub> | Pd <sub>max</sub> | Max Time Tirp |      | Resistance       |                   |
|--------------|------|------------------|-------------------|-------------------|-------------------|---------------|------|------------------|-------------------|
|              | (V)  | (A)              | (A)               | (A)               | (W)               | (A)           | (s)  | R <sub>min</sub> | R <sub>1max</sub> |
|              |      |                  |                   |                   |                   |               |      | (Ω)              | (Ω)               |
| HSMD2920-500 | 16   | 40               | 5.00              | 10.0              | 1.50              | 25.0          | 5.00 | 0.005            | 0.025             |

**I<sub>h</sub>:** Maximum operating current of the HPTC at an ambient temperature of 25°C

**I<sub>t</sub>:** The HPTC initiated the minimum current for protection at an ambient temperature of 25°C

**V<sub>max</sub>:** Maximum operating voltage of the HPTC

**I<sub>max</sub>:** Maximum current that the HPTC can withstand

**R<sub>min</sub>:** Minimum resistance at 25°C of stationary air

**R<sub>1max</sub>:** Maximum resistance of product

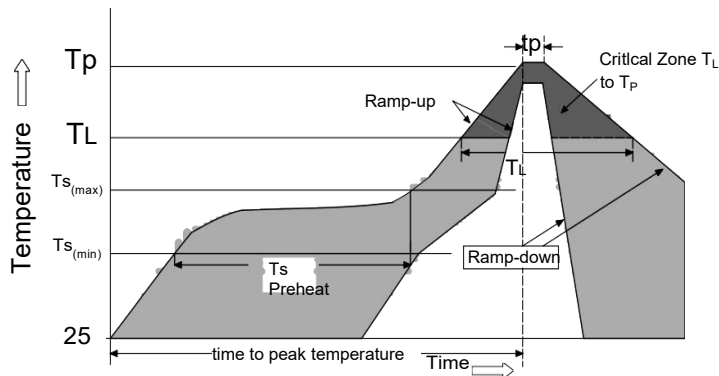
**3、Table of Operating Current with Temperature (A) (for reference only)**

| Model        | Ambient Operating Temperature |       |      |      |      |      |      |      |      |
|--------------|-------------------------------|-------|------|------|------|------|------|------|------|
|              | -40°C                         | -20°C | 0°C  | 25°C | 40°C | 50°C | 60°C | 70°C | 85°C |
| HSMD2920-500 | 7.55                          | 6.70  | 5.85 | 5.00 | 4.20 | 3.77 | 3.32 | 2.92 | 2.23 |

**4、 Test Procedures And Requirements**

| test                                | Test Condition   | Accept/Reject Criteria               |
|-------------------------------------|--|--------------------------------------|
| Resistance                          | In still air @ 25°C  | $R_{min} \leq R \leq R_{max}$        |
| Time to Trip                        | Specified current, $V_{max}$ , 25°C                              | $T \leq \text{maximum Time to Trip}$ |
| Trip Cycle Life                     | $V_{max}$ , $I_{max}$ , 100cycles                                | No arcing or burning                 |
| Trip Endurance                      | $V_{max}$ , 1 hours  | No arcing or burning                 |
| Terminal materials :                | Tin-Plated Nickle-copper   |                                      |
| Soldering zone                      | Meets EIA specification RS 186-9E and ANSI/J-STD-002 Category 3. |                                      |
| <b>Environmental Specifications</b> |  |                                      |
| Passive aging                       | 85°C, 1000hours  | $\pm 10\%$                           |
| Humidity aging                      | 85°C/85%RH. 1000 hours   | $\pm 5\%$                            |
| Thermal shock                       | MIL-STD-202, Method 107G +85°C/-40°C, 20times                    | -30% typical resistance change       |
| Solvent Resistance                  | MIL-STD-202, Method 215  | No change                            |
| Vibration                           | ML-STD-883C, Test Condition A                                    | No chage                             |

**5、 Soldering parameters**



| Profile Feature                                      |                                  |                         |
|--|----------------------------------|-------------------------|
| Average Ramp-Up Rate ( $T_{s(max)}$ to $T_P$ )       |                                  | 3°C/second max          |
| Pre Heat:  | Temperature Min ( $T_{s(min)}$ ) | 150°C                   |
|  | Temperature Max ( $T_{s(max)}$ ) | 200°C                   |
|  | Time (Min to Max) ( $t_s$ )      | 60 – 180 secs           |
| Time Maintained Above:                               | Temperature ( $T_L$ )            | 217°C                   |
|  | Temperature ( $t_L$ )            | 60 – 150 seconds        |
| Peak / Classification Temperature ( $T_P$ )          |                                  | 260 <sup>+0/-5</sup> °C |
| Time within 5°C of actual peak Temperature ( $t_p$ ) |                                  | 20 – 40 seconds         |
| Ramp-down Rate                                       |                                  | 6°C/second max          |
| Time 25°C to peak Temperature ( $T_P$ )              |                                  | 8 minutes Max.          |

- ◆ All temperature refer to topside of the package, measured on the package body surface
- ◆ If reflow temperature exceeds the recommended profile, devices may not meet the performance requirements
- ◆ Recommended reflow methods: IR, vapor phase oven, hot air oven, N2 environment for lead
- ◆ Recommended maximum paste thickness is 0.25mm (0.010inch)
- ◆ Devices can be cleaned using standard industry methods and solvents

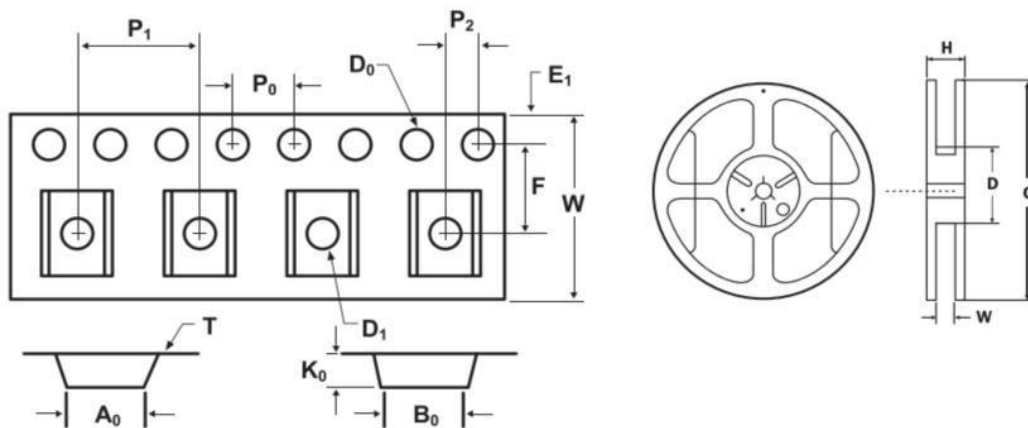
**6、 Package Information**

**storage condition:**

**Storage conditions: 30° C max, 60% R.H.Devices may not meet specified performance if storage conditions are exceeded.**

|         |               |
|---------|---------------|
| W       | 16.00±0.30    |
| F       | 7.50±0.10     |
| E1      | 1.75±0.10     |
| D0      | 1.55±0.05     |
| D1      | 1.50±0.10     |
| P0      | 4.0±0.10      |
| P1      | 8.0±0.10      |
| P2      | 2.0±0.10      |
| A0      | 5.74±0.10     |
| B0      | 8.02±0.10     |
| T       | 0.30±0.10     |
| K0      | 1.70±0.10     |
| Trailer | 160mm         |
| Q'ty    | 1,500pcs/Reel |

|   |           |
|---|-----------|
| C | Ø178±1.0  |
| D | Ø60.2±0.5 |
| W | 17.0±1.5  |
| H | 15.9±0.5  |



**7、 WARNING**

- 1、 Use PPTC exceed by the maximum rating and improper use may result in device damage and possible electrical arcing and flame.
- 2、 PPTC are designed for protection against over current or temperature fault conditions and should not be used when repeated fault conditions or prolonged trip events are anticipated.
- 3、 Device performance can be impacted negatively if devices are handled in a manner inconsistent with recommended electronic, thermal, and mechanical procedures for electronic components.
- 4、 Use PPTC with a large inductance in circuit will generate a circuit voltage above the rated voltage of the PPTC.
- 5、 Avoid impact PPTC device its thermal expansion like placed under pressure or installed in limited space.
- 6、 If any quality problems caused by improper use mentioned above,our company is not responsible.